





MAJOR EQUIPMENT FOR SMALL WOOD POWER PLANT. EQUIPMENT HAS BEEN STORED OUTDOORS AND IS SUBJECT TO COSMETIC DAMAGE. SOLD AS IS, WHERE IS. CURRENT LOCATION, NORTHERN MINN. TOTAL APPROX. 7 TRUCKLOADS.

MINNESOTA STATE AND COUNTY SALES TAX APPLIES WHERE REQUIRED.

PICTURE	ITEM	COMMENTS
	150 PSIG SAT STEAM BELL BOILER, 350 or 450 BHP	INCLUDES DUCTWORK, OUTLET AIR HEATER
	BASE FOR ABOVE	
	500 KW G.E. GENERATOR	480V, 3600 RPM CONDENSER TURBINE, SKID MOUNTED UNIT, WILL REQUIRE REWINDING.
	1.5 TONS/HR BIOMASS COMBUSTION CELL	INCLUDES AIR HEATER, FUEL SUPPLY AUGERS, ASH REMOVAL AUGERS
	FANS: OVERFIRE AIR, INDUCED DRAFT, FORCED DRAFT	CHICAGO BLOWER
	DRESSER RAND TURBINE/KATO GENERATOR	480V, 1600 KVA, SKID MOUNTED
	MULTICLONE	JOY MANUFACTURING
	9,500 PPH STEAM TO WATER CONDENSER 2 IN HgA-150 PSIG	760 GPM, 20 IN INLET, 70°F
	AUGERS (5)	(2) WOOD AUGERS, 20 FT. EACH   (3) ASH AUGERS, 8 FT. EACH, PRICED PER UNIT
	HYDRAULIC PUMPS	(2) VICKERS 30 HP, (1) VICKERS 15HP, SKID MOUNTED
	CONTROLS	A/BRADLEY
	STACK	7 SECTIONS 70 FT. DOUBLE WALL

	DEAERATOR AND PUMPS	ASSORTED
	STOP ISOLATION S/R VALVES	MISCELLANEOUS VALVES
	MISCELLANEOUS INSTRUMENTS	
	CONTROL/ELECTRICAL CABINET	APPROX. 7 FT. HIGH X 8 FT. WIDE X 2 FT. DEEP
	(8) HYDRAULIC CYLINDERS	PRICED PER UNIT
	MOTORS	Used industrial motor, US Motors/Emerson model A575. 7.5 hp, 3 phase, 230 volts, 18.6/9.3 amp, 1765 rpm.
		Used industrial motor, GE model 286T. 30 hp, 3 phase, 230 volts, 69/34.5 amp, 1765 rpm.
		Used industrial motor, US Electric/Emerson model R184600209, TEFC. 100 hp, 3 phase, 230 volts, 20/115 amp, 1775 rpm. Approx 1,200 lbs.

FOR INFORMATION CALL 218-659-2700



FOR INFORMATION CALL 218-659-2700